




Shri Shivaji Education Society Amravati's

**SCIENCE COLLEGE,**

**CONGRESS NAGAR, NAGPUR**

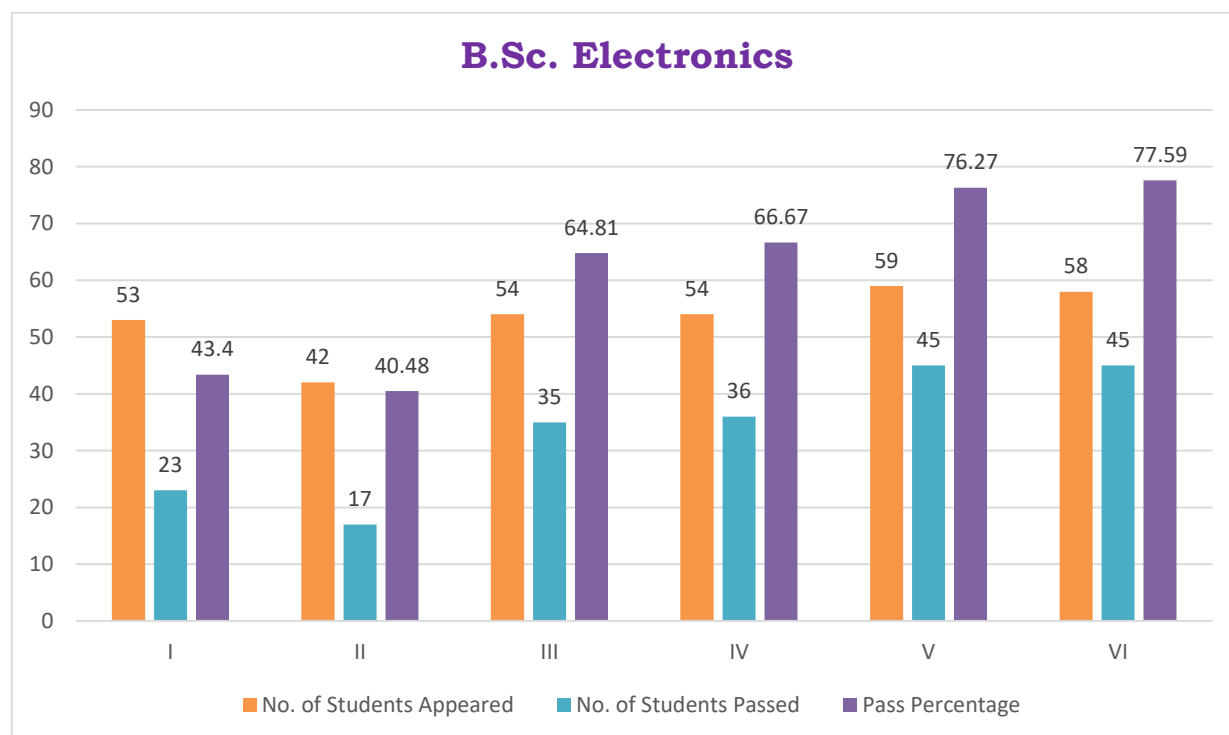


## Department of Electronics

### Result Analysis (2022-23)

#### Programme: B.Sc. (Electronics)

Programme	Semester	No. of Students Appeared	No. of Students Passed	Pass Percentage
B.Sc. I	I	53	23	43.40
	II	42	17	40.48
B.Sc. II	III	54	35	64.81
	IV	54	36	66.67
B.Sc. Final	V	59	45	76.27
	VI	58	45	77.59



Signature of Coordinator  
**Coordinator**

Department of Electronics  
SSEA's Science College,  
Congress Nagar, Nagpur-12

S. S.E. S. Amravati's Science College, Congress Nagar, Nagpur


**Analysis of University Result 2022-23 (Winter-2022)**

**DEPARTMENT OF ELECTRONICS**

**(B.Sc. Sem. I/III/V)**

A)

Sr. No.	Class/ Semester	Total No. of Students Appeared for Exam.			Total No. of Students Passed			Passed Percentage		
		Boys	Girls	Total	Boys	Girls	Total	Boys	Girls	Total
1	Sem-I	23	30	53	9	14	23	39.13	60.87	43.40
2	Sem-III	22	32	54	11	24	35	50	75	64.81
3	Sem-V	29	30	59	22	23	45	75.86	76.66	76.27

  
Signature of Coordinator  
**Coordinator**  
Department of Electronics  
SSEA's Science College,  
Congress Nagar, Nagpur-12

**Analysis of University Result 2022-23 (Winter-2022)**

**Teacher wise Result**

**DEPARTMENT OF ELECTRONICS**

**(B.Sc. Sem. I/III/V)**

**B)**

<b>Sr.No.</b>	<b>Name of Teacher</b>	<b>Class/Sem</b>	<b>Paper</b>	<b>Appeared</b>	<b>Passed</b>	<b>Passed Percentage</b>
1.	Dr. S. M. Ghatole	Sem-I	I	53	23	43.23
2.	Dr. M. J. Hedau & Mrs. S. A. Sagdeo		II	53	23	43.23
1.	Dr. S. M. Ghatole	Sem-III	I	54	35	64.81
2.	Mrs. S. H. Bende		II	54	24	44.44
1.	Dr. S. M. Ghatole	Sem-V	I & II	59	45	76.27



**Signature of Coordinator  
Coordinator**

**Department of Electronics  
SSEA's Science College,  
Congress Nagar, Nagpur-12**

S. S.E. S. Amravati's Science College, Congress Nagar, Nagpur

**Analysis of University Result 2022-23 (Summer-2023)**

**DEPARTMENT OF ELECTRONICS**

**(B.Sc. Sem. II/IV/VI)**

A)

Sr. No.	Class/ Semester	Total No. of Students Appeared for Exam.			Total No. of Students Passed			Passed Percentage		
		Boys	Girls	Total	Boys	Girls	Total	Boys	Girls	Total
1.	Sem-II	17	25	42	8	9	17	47.06	36.00	40.48
2	Sem-IV	22	32	54	9	27	36	40.91	84.38	66.67
3	Sem-VI	30	28	58	24	21	45	80	75	77.59

  
Signature of Coordinator  
**Coordinator**  
Department of Electronics  
SSESA's Science College,  
Congress Nagar, Nagpur-12

**Analysis of University Result 2022-23 (Summer-2023)**

**Teacher wise Result**

**DEPARTMENT OF ELECTRONICS**

**(B.Sc. Sem. II/IV/VI)**

**B)**

<b>Sr.No.</b>	<b>Name of Teacher</b>	<b>Class/Sem</b>	<b>Paper</b>	<b>Appeared</b>	<b>Passed</b>	<b>Passed Percentage</b>
1.	Dr. S. M. Ghatole	Sem-II	I	42	12	28.57
2.	Mrs. S. Bende		II	41	20	48.78
1.	Dr. S. M. Ghatole	Sem-IV	I	54	39	72.22
2.	Mrs. S. H. Bende		II	54	27	50
1.	Dr. S. M. Ghatole	Sem-VI	I	58	38	65.52
2.	Mrs. S. H. Bende		II	58	47	81.02



**Signature of Coordinator**  
**Coordinator**

**Department of Electronics**  
**SSEA's Science College,**  
**Congress Nagar, Nagpur-12**