

**Shri Shivaji Education Society Amravati's
Science College, Congress Nagar, Nagpur.
Department of STATISTICS
Class :- B. Sc. I (Semester-I)
Session: - 2020 - 2021
Unit Test I**

**Name of the Teacher: - V. Chainani
Subject :- Statistics (Paper- II)**

**Date: 26/10/2020
Batch :- M8-M9(SCSM)**

S.no.	Students Full Name	Unit Test Marks(out of 20)
1	AANCHAL GAIKWAD	A
2	AKSHADA GIRHE	16
3	ASHMI DATTA	7
4	BHAIRAVI CHAUHAN	10
5	BHAVNA GAIKWAD	A
6	CHARUSHREE MESHRAM	13
7	DHANSHREE NEHARE	11
8	HIMANSHI FULWANI	8
9	MADHVI SINGH	10
10	MANSI GOKHALE	13
11	MANSI HEDAHO	11
12	MAYURI MADANKAR	7
13	NAINAL SHANGONDAWAR	12
14	NEHA MOHATURE	14
15	NIKITA SAKHARKAR	8
16	POORVI GAJBHIYE	16
17	PORNIMA AWARI	11
18	PRIYA INGLE	17
19	PURVA LANDGE	10
20	RRENUKA CHORE	12
21	RINKU HATTEWAR	13
22	SAKSHI PURSWAMI	15
23	SAKSHI GUMGAONKAR	15
24	SAKSHI KALE	12
25	SEJAL SONULE	9
26	SHRADDHA WATH	10
27	SHRADDHA SALVE	A
28	SHRUTI KARANDE	11
29	SHRUSTI ZADE	13
30	TANVI KEDAR	16
31	VAISHNAVI DANGRE	8
32	VEDIKA POPHALI	A
33	VIDHI JAUHARI	11

34	VIDNYANI UMATHE	13
35	ADITYA GOUR	A
36	ARYAN PATIL	12
37	DIVYANSHU CHOUKSEY	17
38	JAYESH BORKAR	9
39	MRUNAL BENDARE	12
40	OM MANGLE	10
41	PIYUSH MESHARAM	13
42	PRAJWAL ALONE	16
43	PREM HINGWE	A
44	RANJIT RAUT	15
45	ROUNAK KSHIRSAGAR	7
46	VISHNU JOSHI	A

Ahainani

Signature of Teacher



U. S. Panale

Head

Head
Department of Statistics
Shivaji Science College
Congress Nagar, Nashik

Bachelor of Science (B.Sc.) Semester—I Examination 2020
STATISTICS
Unit Test -I
Semester I Paper—II

Time : 45 min]

Maximum Marks : 20.

Date: 26/10/2020

1. Define following

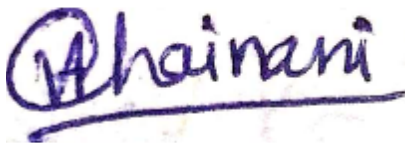
1. Nominal scale 2. Ordinal Scale 3. Qualitative data 4. Spatial data

2. What are the various sources of data? Which one preferred most why? Give suitable example

3. Define coefficient of colligation and establish the relationship between coefficient of colligation and Yule's coefficient of association.

4. Write a note on

(i) Editing of Primary data (ii) Editing of Secondary data (iii) Odds ratio



Signature of Teacher





Head

Head

Department of Statistics
Shivaji Science College
Congress Nagar, Nagpur.

**Shri Shivaji Education Society Amravati's
Science College, Congress Nagar, Nagpur.
Department of STATISTICS
Class :- B. Sc. I (Semester-I)
Session: - 2020 - 2021
Unit Test II**

**Name of the Teacher: - V. Chainani
Subject :- Statistics (Paper- II)**

**Date: 24/11/2020
Batch :- M8-M9(SCSM)**

S.no.	Students Full Name	Unit Test Marks(out of 20)
1	AANCHAL GAIKWAD	A
2	AKSHADA GIRHE	17
3	ASHMI DATTA	A
4	BHAIRAVI CHAUHAN	12
5	BHAVNA GAIKWAD	A
6	CHARUSHREE MESHRAM	11
7	DHANSHREE NEHARE	7
8	HIMANSHI FULWANI	9
9	MADHVI SINGH	15
10	MANSI GOKHALE	12
11	MANSI HEDAOO	14
12	MAYURI MADANKAR	8
13	NAINAL SHANGONDAWAR	8
14	NEHA MOHATURE	13
15	NIKITA SAKHARKAR	12
16	POORVI GAJBHIYE	A
17	PORNIMA AWARI	13
18	PRIYA INGLE	14
19	PURVA LANDGE	A
20	RRENUKA CHORE	9
21	RINKU HATTEWAR	15
22	SAKSHI PURSWAMI	11
23	SAKSHI GUMGAONKAR	16
24	SAKSHI KALE	8
25	SEJAL SONULE	13
26	SHRADDHA WATH	14
27	SHRADDHA SALVE	7
28	SHRUTI KARANDE	12
29	SHRUSTI ZADE	9
30	TANVI KEDAR	A
31	VAISHNAVI DANGRE	7
32	VEDIKA POPHALI	A
33	VIDHI JAUHARI	15
34	VIDNYANI UMATHE	13
35	ADITYA GOUR	12
36	ARYAN PATIL	A
37	DIVYANSHU CHOUKSEY	16

38	JAYESH BORKAR	15
39	MRUNAL BENDARE	A
40	OM MANGLE	8
41	PIYUSH MESHRAM	7
42	PRAJWAL ALONE	A
43	PREM HINGWE	13
44	RANJIT RAUT	11
45	ROUNAK KSHIRSAGAR	A
46	VISHNU JOSHI	A

Ahainani

Signature of Teacher



U. Panale

Head

Head

Department of Statistics
Shivaji Science College
Congress Nagar, Nagpur.

Bachelor of Science (B.Sc.) Semester—I Examination 2020
STATISTICS
Unit Test -II
Semester I Paper—II

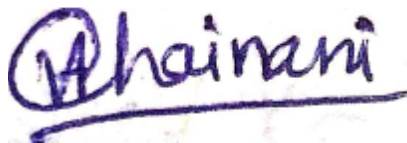
Time : 45 min]

Maximum Marks : 20.

Date: 24/11/2020


NOTE: All questions carry equal marks

1. Explain the need of tabulation of the data. State the different parts of table. Also write the limitations of tabulation.
2. Explain the four criteria of classification of data with example. Write the importance of classification.
3. Distinguish between
 - (i) Frequency Polygon and Frequency curve
 - (ii) Diagrams and Graphs
4. Explain the construction of simple bar diagram, multiple bar diagram and subdivided bar diagram.



Signature of Teacher




Head
Head
Department of Statistics
Shivaji Science College
Congress Nagar, Nagpur.