

**Shri Shivaji Education Society Amravati's
Science College, Congress Nagar, Nagpur.
Department of STATISTICS
Class :- B. Sc. II (Semester-IV)
Session: - 2020 - 2021
Unit Test I**

**Name of the Teacher: - V. Chainani
Subject :- Statistics (Paper- II)**

**Date: 02/04/2021
Batch :- M8-M9(SCSM)**

S.no.	Students Full Name	Unit Test Marks(out of 20)
1	A. S. MISHRA	8
2	A. VIJAYKUMAR	18
3	B.V. SINDHAMWAR	13
4	CHINAR KURVE	7
5	HARSHA S. UKEY	A
6	J. G. GAYDHANE	10
7	KOMAL P. JOKYANI	7
8	M.S. KHAIRKAR	A
9	M.N. SELOKAR	15
10	PARIDHI A. SINGH	17
11	POOJA S. TELANG	6
12	PREETI RAI	8
13	R.M. GOSWAMI	10
14	RIYA RAI	A
15	RUSHIKA V. TIKOO	10
16	S.V. RAMBHAD	A
17	SHARVARI S. NATU	7
18	S. CHADOKAR	15
19	S.R. BHONDE	11
20	S.G. DANDEKAR	A
21	S.V. UGEMUGE	A
22	V. KALOKAR .	12
23	V.S. KULKARNI	A
24	V. WADSKAR .	9
25	A.C. MESHRAM	11
26	AMAN AGRAWAL	17
27	C. D. MADHAVI	6
28	P.P. BAHARGHARE	A
29	S.S. DONGRE	13
30	SAYABAJ SHEIKH .	A
31	SHIVAM R. KAKDE	12
32	S.A.I. SHEIKH	A

Ahainani

Signature of Teacher



M. Panale

Head

Head

Department of Statistics
Shivaji Science College
Congress Nagar, Nagpur

Bachelor of Science (B.Sc.) Semester—IV Examination 2021

STATISTICS

Unit Test –I

Semester IV Paper—II

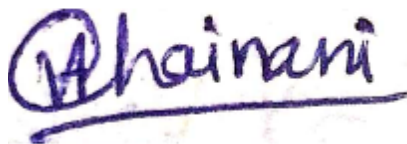
Time : 45 min]

Maximum Marks : 20.

Date: 02/04/2021


NOTE: All questions carry equal marks

1. Define C.D.R. and S.T.D.R. Explain how STDR is an improvement over C.D.R. Describe the direct and indirect methods of standardization of death rates.
2. Define case fatality rate and infant mortality rate. State their advantages and limitations. Is IMR a probability rate ?
3. Define Age—S.F.R. with its merits and demerits. Explain the concept of stable population. State the conditions under which stable population becomes stationary.
4. Discuss the following fertility rates stating their merits and demerits : (i) Crude Birth Rate (C.B.R.) (ii) General Fertility Rate (G.F.R.)



Signature of Teacher




Head
Head
Department of Statistics
Shivaji Science College
Congress Nagar, Nagpur.

**Shri Shivaji Education Society Amravati's
Science College, Congress Nagar, Nagpur.
Department of STATISTICS
Class :- B. Sc. II (Semester-IV)
Session: - 2020 - 2021
Unit Test II**

**Name of the Teacher: - V. Chainani
Subject :- Statistics (Paper- II)**

**Date: 29/04/2021
Batch :- M8-M9(SCSM)**

S.no.	Students Full Name	Unit Test Marks (out of 20)
1	A. S. MISHRA	9
2	A. VIJAYKUMAR	12
3	B.V. SINDHAMWAR	A
4	CHINAR KURVE	17
5	HARSHA S. UKEY	12
6	J. G. GAYDHANE	16
7	KOMAL P. JOKYANI	8
8	M.S. KHAIRKAR	A
9	M.N. SELOKAR	14
10	PARIDHI A. SINGH	5
11	POOJA S. TELANG	10
12	PREETI RAI	12
13	R.M. GOSWAMI	5
14	RIYA RAI	A
15	RUSHIKA V. TIKOO	10
16	S.V. RAMBHAD	7
17	SHARVARI S. NATU	14
18	S. CHADOKAR	11
20	S.R. BHONDE	15
21	S.G. DANDEKAR	A
22	S.V. UGEMUGE	16
23	V. KALOKAR .	A
24	V.S. KULKARNI	16
25	V. WADSKAR .	8
26	A.C. MESHRAM	A
27	AMAN AGRAWAL	11
28	C. D. MADHAVI	A
29	P.P. BAHARGHARE	8
30	S.S. DONGRE	A
31	SAYABAJ SHEIKH .	5
32	SHIVAM R. KAKDE	9
33	S.A.I. SHEIKH	11

Ahainani

Signature of Teacher



M. Panale

Head

Head

Department of Statistics
Shivaji Science College
Congress Nagar, Nagpur

Bachelor of Science (B.Sc.) Semester—IV Examination 2021

STATISTICS

Unit Test –II

Semester IV Paper—II

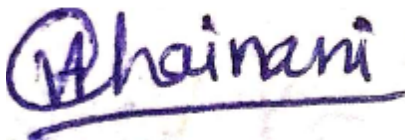
Time : 45 min]

Maximum Marks : 20.

Date:29 /04/2021


NOTE: All questions carry equal marks

1. (a) Describe the construction of following scores stating the underlying assumptions and compare them: (i) Standard Score (ii) Normalized Score (iii) T-Score (iv) Percentile Score.
2. Explain the following scaling procedures stating their objectives and underlying assumptions:
(i) Scaling individual test items in terms of difficulty. (ii) Scaling of ratings in terms of normal density curve.
2. Discuss the following three methods of estimating test reliability stating their relative merits and demerits: (i) Test—Retest method (ii) Split—Half method.
4. Define validity of a test. How is it estimated? Explain the following concepts of validity: (i) Predictive validity (ii) Concurrent validity



Signature of Teacher




Head
Head
Department of Statistics
Shivaji Science College
Congress Nagar, Nagpur.