

**Shri Shivaji Education Society Amravati's
Science College, Congress Nagar, Nagpur.
Department of STATISTICS
Class :- B. Sc. I (Semester-II)
Session: - 2022 - 2023
Unit Test I**

**Name of the Teacher: - Dr.S.S.Paliwal
Subject :- Statistics (Paper- II)**

**Date: 29/03/2023
Batch :- M8-M9(SCSM)**

S.no.	NAME OF STUDENTS	Unit Test Marks (out of 20)
1	BANGRE ARPIT MANOJ	A
2	BATWE HRUSHIKESH SANJAY	16
3	BISEN SAGAR ARUN	9
4	KU.BISWAS APARAJITA APURBA	9
5	KU.BHAYDE PRATEEKSHA PRAVIN	A
6	BHENDARKAR KHUSHRANG JAIPRAKASH	7
7	KU.BHUJADE RUTUJA RAJRNDRA	9
8	CHOUHAN SOMAY SATISH	10
9	DEWANGAN MAHANDRA GANESH	A
10	KU.DUDHANKAR RUPALI RAJESH	10
11	FULMALI HITESH SANTOSH	14
12	GAJBHIYE YASH RAJU	7
13	KU GAWANDE AMRUTA VIJAY	13
14	KU GAWANDE NEHA GAJENDRA	12
15	KU GONDANE ISHA DINESH	7
16	KU.GUPTA VAISHNAVI BHARAT	A
17	KU.GUPTA PRINCY ASHOK	17
18	INGLE AJINKYA MAHENDRA	10
19	KU.LICHADE AYUSHI KRISHNA	13
20	KU.LOKHANDE AKANSHA ARVIND	A
21	KU KARANDE ASTHA GANGADHAR	16
22	KHAN FAISAL NAYEEMUDDIN	A
23	KHODE YASH SANJAY	13
24	KU.KUITE ANUSHKA VINOD	17
25	KU.MOHADIKAR AKSHITA PUSHPARAJ	7
26	KUNAGARIKAR ANUJA JAYANT	14
27	KU.PANDEY KAMAL BRIJESH	17
28	KU.PARATE PRANJAL JEEVAN	13
29	KU.RAUT RAKSHA GAJANAN	A
30	KU.SATFALE RAKSHA SANJAY	17

31	KU.SINGALWAR FALGUNI ANIL	12
32	TIWARI SHUBHAM	13
33	TOMAR ATHARVA JITENDRA	11
34	WAGDE ASHLESHA YUVRAJ	14
35	WAGHE SAKSHI SANDIP	9
36	YADAV SEJAL ASHOK	A



Signature of Teacher



Head

Head

Department of Statistics
Shivaji Science College
Congress Nagar, Nagpur.

Bachelor of Science (B.Sc.) Semester—II Examination 2023

STATISTICS

Unit Test -I

Semester II Paper—II


Time : 45 minutes]

Maximum Marks : 20.


Date: 29/03/2023

NOTE: All questions carry equal marks

1. Define mean, median and mode. State the merits and demerits of each of them.
2. Explain the effect of change of origin and scale on mean. Also, derive the formula for median and mode to be used in a grouped frequency distribution
3. Define standard deviation. State its merits and demerits
4. Show that mean deviation about mean is independent of change of origin but not of scale.


Signature of Teacher




Head
Head
Department of Statistics
Shivaji Science College
Congress Nagar, Nagpur.

**Shri Shivaji Education Society Amravati's
Science College, Congress Nagar, Nagpur.**

Department of STATISTICS

Class :- B. Sc. I (Semester-II)

Session: - 2022 - 2023

Unit Test II

Name of the Teacher: - Dr.S.S.Paliwal
Subject :- Statistics (Paper- II)


Date: 27/04/2023
Batch :- M8-M9(SCSM)

S.no.	NAME OF STUDENTS	Unit Test Marks (out of 20)
1	BANGRE ARPIT MANOJ	A
2	BATWE HRUSHIKESH SANJAY	11
3	BISEN SAGAR ARUN	8
4	KU.BISWAS APARAJITA APURBA	11
5	KU.BHAYDE PRATEEKSHA PRAVIN	16
6	BHENDARKAR KHUSHRANG JAIPRAKASH	13
7	KU.BHUJADE RUTUJA RAJRNDRA	11
8	CHOUHAN SOMAY SATISH	11
9	DEWANGAN MAHANDRA GANESH	A
10	KU.DUDHANKAR RUPALI RAJESH	15
11	FULMALI HITESH SANTOSH	14
12	GAJBHIYE YASH RAJU	8
13	KU GAWANDE AMRUTA VIJAY	10
14	KU GAWANDE NEHA GAJENDRA	11
15	KU GONDANE ISHA DINESH	9
16	KU.GUPTA VAISHNAVI BHARAT	11
17	KU.GUPTA PRINCY ASHOK	14
18	INGLE AJINKYA MAHENDRA	14
19	KU.LICHADE AYUSHI KRISHNA	A
20	KU.LOKHANDE AKANSHA ARVIND	10
21	KU KARANDE ASTHA GANGADHAR	17
22	KHAN FAISAL NAYEEMUDDIN	15
23	KHODE YASH SANJAY	8
24	KU.KUTE ANUSHKA VINOD	13
25	KU.MOHADIKAR AKSHITA PUSHPARAJ	7
26	KUNAGARIKAR ANUJA JAYANT	A
27	KU.PANDEY KAMAL BRIJESH	9
28	KU.PARATE PRANJAL JEEVAN	11
29	KU.RAUT RAKSHA GAJANAN	7
30	KU.SATFALE RAKSHA SANJAY	14

31	KU.SINGALWAR FALGUNI ANIL	8
32	TIWARI SHUBHAM	17
33	TOMAR ATHARVA JITENDRA	A
34	WAGDE ASHLESHA YUVRAJ	9
35	WAGHE SAKSHI SANDIP	9
36	YADAV SEJAL ASHOK	A



Signature of Teacher



Head

Head

Department of Statistics
Shivaji Science College
Congress Nagar, Nagpur.

Bachelor of Science (B.Sc.) Semester—II Examination 2023
STATISTICS
Unit Test -II
Semester II Paper—II

Time : 45 minutes]

Maximum Marks : 20.


Date: 27/04/2023

NOTE: All questions carry equal marks

1. Define quantities of a frequency distribution. Explain how they can be graphically located.
2. Write a short note on Kurtosis of a frequency distribution.
3. Define Spearman's Rank Correlation Coefficient. Derive an expression for the rank correlation coefficient in case of no tie.
4. Derive the equation to the line of regression of Y on X. Prove that correlation coefficient is the geometric mean of regression coefficients.



Signature of Teacher



Head

Head

Department of Statistics
Shivaji Science College
Congress Nagar, Nagpur.

