


**Shri Shivaji Education Society Amravati's
Science College, Congress Nagar, Nagpur.
Department of STATISTICS
Class :- B. Sc. II (Semester-III)
Session: - 2017 - 2018
Unit Test I**

**Name of the Teacher: - M. A. Pande
Subject :- Statistics (Paper- I)**


**Date: 11/08/2017
Batch :- M8-M9(SCSM)**

sr.no.	Name of Students (SCSM)	Marks
1	NANDINI R. JAIN	19
2	ROHINI B. POTE	10
3	SHIVANI S. AGRAWAL	9
4	NAINA B. YADAV	A
5	MANALI S. JAIN	19
6	SHRUSHTI A. KARHE	14
7	KOMAL S. BALBUDHE	A
8	POONAM D. YADAV	13
9	SWATI S.MISHRA	10
10	BHAGYASHRI D KARMENGE	17
11	ADITI P. BAGADDEO	A
12	RIYA G. ANWANE	7
13	ROSHNI R. KAMBLE	8
14	AFREEN A. BAIG	13
15	MRUNALI V. PATIL	9
16	RINKY S. GUPTA	11
17	SAKSHI H. BORKAR	18
18	SAURABH H. SHENDE	9
19	VAISHANAVI P. UMBARKAR	19
20	KUNAL A. SHEREKAR	17
21	JANVI N. RANDIVE	19
22	UTKARSHA V. HARDE	17
23	ANUJ A. DEO	16
24	ANSHUL D. JAIN	10
25	YATILESH D. MOHALE	A
26	POOJA G. HANDE	15
27	MRUDUL M. KODARLIKAR	A
28	SHUBHAM S. JAWKAR	12
29	SHIWANI S. THAKRE	13
30	PRIYA D. WALDE	A

31	POOJA S. MISAL	8
32	VRUSHALI V. KHANGAR	19


Signature of Teacher




Head
Head
Department of Statistics
Shivaji Science College
Congress Nagar, Nagpur.

Bachelor of Science (B.Sc.) Semester—III Examination 2017
STATISTICS
Unit Test -I
Semester III Paper—I

Time :45 minutes]

Maximum Marks : 20.

Date: 11/08/2017


Q1.i) State Karl Pearson's correlation coefficient with diagram.

ii) Show that $\text{cov}(ax, by) = ab\text{cov}(x, y)$


Q.2. Define i) Joint pmf and pdf ii) marginal pmf and pdf iii) conditional mean and variance
iv) stochastically independent.

Q.3. Derive m.g.f of multinomial distribution.

Q.4. Derive p.d.f., m.g.f. of bivariate normal distribution find its mean and variance.


Signature of Teacher




Head
Head
Department of Statistics
Shivaji Science College
Congress Nagar, Nagpur


**Shri Shivaji Education Society Amravati's
Science College, Congress Nagar, Nagpur.
Department of STATISTICS
Class :- B. Sc. II(Semester-III)
Session: - 2017- 2018
Unit Test II**

**Name of the Teacher: - M. A. Pande
Subject :- Statistics (Paper- I)**


**Date: 13/10/2017
Batch :- M8-M9(SCSM)**

sr.no.	Name of Students (SCSM)	Marks
1	NANDINI R. JAIN	19
2	ROHINI B. POTE	10
3	SHIVANI S. AGRAWAL	9
4	NAINA B. YADAV	A
5	MANALI S. JAIN	19
6	SHRUSHTI A. KARHE	14
7	KOMAL S. BALBUDHE	A
8	POONAM D. YADAV	13
9	SWATI S.MISHRA	10
10	BHAGYASHRI D KARMENGE	17
11	ADITI P. BAGADDEO	A
12	RIYA G. ANWANE	7
13	ROSHNI R. KAMBLE	8
14	AFREEN A. BAIG	13
15	MRUNALI V. PATIL	9
16	RINKY S. GUPTA	11
17	SAKSHI H. BORKAR	18
18	SAURABH H. SHENDE	9
19	VAISHANAVI P. UMBARKAR	19
20	KUNAL A. SHEREKAR	17
21	JANVI N. RANDIVE	19
22	UTKARSHA V. HARDE	17
23	ANUJ A. DEO	16
24	ANSHUL D. JAIN	10
25	YATILESH D. MOHALE	A
26	POOJA G. HANDE	15
27	MRUDUL M. KODARLIKAR	A
28	SHUBHAM S. JAWKAR	12
29	SHIWANI S. THAKRE	13
30	PRIYA D. WALDE	A

31	POOJA S. MISAL	8
32	VRUSHALI V. KHANGAR	19


Signature of Teacher




Head
Head
Department of Statistics
Shivaji Science College
Congress Nagar, Nagpur.

Bachelor of Science (B.Sc.) Semester—III Examination 2017
STATISTICS
Unit Test -II
Semester III Paper—I

Time :45 minutes]

Maximum Marks : 20


Date: 13/10/2017

Q1. Define i) Statistics ii) Random sample iii) Sampling distribution


Q.2. Let x_1, x_2, \dots, x_n be a random sample of size n from geometric distribution, find its probability distribution.

Q.3. State the p.d.f. find mode of chi square distribution find its mean and variance.

Q.4. State and prove additive property of chi square distribution.


Signature of Teacher




Head
Head
Department of Statistics
Shivaji Science College
Congress Nagar, Nagpur.

