




Shri Shivaji Education Society, Amravati's
SCIENCE COLLEGE
Congress Nagar, Nagpur-12 (M.S.), India



Accredited with CGPA of 3.51 at 'A+' grade by NAAC, Bangalore
A "College with Potential for Excellence" identified by UGC New Delhi.
Institutional Member of APQN
Recognized Centre for Higher Learning and Research
Mentor College under 'PARAMARSH Scheme', UGC, New Delhi

FEEDBACK REPORT

2017 - 2018

Feedback Cell

Aim: To achieve better position amongst all
Academic institutions.

Objective: To give better facilities to students enabling
them to enhance their overall performance.

Feedback Report (2017-2018)

Findings of feedback report session 2017-18

The college has the mechanism for analyzing student's feedback on institutional performance. The feedback is obtained from the following stakeholders:

1. Students feedback on curriculum
2. Students feedback on College (Overall)
3. Feedback/Suggestions from Parents
4. Feedback from Alumni

I am extremely delighted to mention that SSES Amravati's Science College is one of the best college in Nagpur University. It believes in imparting the highest quality of education and grooming the students to fit in the corporate world. In its never ending quest to continuously upgrade itself, our endeavor is to monitor the satisfaction level of students so that we can give better service to the future batches.

In order to fulfill our endeavor we undertook surveys to carry out this study and observe areas where it can work to make our students more satisfied.

The report is then submitted to the honourable Principal along with IQAC coordinator of the college for further action every year.



Dr. M. J. Hedau
Internal Quality Assurance Cell
(IQAC)
S. S. E. S. A. Science College
Congress Nagar, Nagpur.





Dr. D. K. Burghate
Principal
SSES's Science College,
Congress Nagar, Nagpur

Students' feedback on teachers' performance

2017-18

4 point scale is used to measure the quality level of each aspect.

3.50-4-Very Good (A) 2.50 -3.49 -Good (B)

1.50 -2.49 -Satisfactory (C) 1- 1.49 -Unsatisfactory (D)

| Sr.No | Name of the teacher | GPA | Sr.No | Name of the teacher | GPA |
|-------|------------------------|------|-------|----------------------|------|
| 01 | Dr. S.S. Darokar | 3.13 | 16 | Dr.(Ms)S.S.Deshmukh | 3.57 |
| 02 | Dr. S.W. Anwane | 3.24 | 17 | Dr.(Ms) S.G.Kadu | 3.4 |
| 03 | Ku. Y.K. Meshram | 3.06 | 18 | Shri. S.R. Pande | 3.77 |
| 04 | Shri. J.K. Gunjate | 3.99 | 19 | Shri. R.N. Jugele | 3.29 |
| 05 | Dr. R.U. Khope | 3.73 | 20 | Dr. A.A.Haldar | 2.58 |
| 06 | Dr.(Mrs) R.A. Deshmukh | 3.54 | 22 | Dr. Khadse | 3.21 |
| 07 | Dr.(Mrs)R.D.Urkude | 3.73 | 21 | Dr. G.R. Avachar | 3.04 |
| 08 | Dr.(Mrs) P.D.Burghate | 3.89 | 22 | Dr.A.M.Pund | 3.45 |
| 09 | Dr. P.S.;Utale | 3.9 | 23 | Shri. D.W. Deshkar | 3.14 |
| 10 | Dr.(Mrs) P.S. Tiwari | 3.96 | 24 | Shri. M.J. Hedau | 3.03 |
| 11 | Shri. R.N. Deshmukh | 4.0 | 25 | Dr. Ghatole | 3.03 |
| 12 | Dr.(Mrs) S.D. Puranik | 3.96 | 26 | Dr. C.J. Chandekar | 3.38 |
| 13 | Dr.(Mrs) R.H.Mahakhode | 3.99 | 27 | Mrs. M.J. Madhugiri | 3.67 |
| 14 | Dr. A.D. Bobde | 3.49 | 28 | Mrs. M.A. Pande | 3.63 |
| 15 | Dr.(Mrs) S.V. Ghonmode | 3.49 | 29 | Dr. (Mrs)R.S.Dwivedi | 3.46 |

Students' feedback on teachers' performance (2017-18)

4 point scale is used to measure the quality level of each aspect.

3.50-4-Very Good (A) 2.50 -3.49 -Good (B)

1.50 -2.49 -Satisfactory (C) 1- 1.49 -Unsatisfactory (D)

| Sr. no. | Aspect | 2017-18 |
|---------|---|---------|
| 1 | You are inspired in subject matter | 3.64 |
| 2 | Curriculum coverage | 3.65 |
| 3 | Your doubts are properly answered. | 3.7 |
| 4 | You are able to understand lecture clearly. | 3.67 |
| 5 | You are able to contact the faculty outside the class | 3.7 |
| 6 | Subject material provided by the faculty is sufficient. | 3.62 |
| 7 | The student-teacher relation is cordial. | 3.72 |
| 8 | Overall rating | 3.67 |

Shivaji Science College, Congress Nagar, Nagpur.

Feedback analysis (2016-17)

Feedback on facilities provided to students

(Measured on 10 point scale)

| Sr. no | Parameter | 2017-18 |
|--------|--|---------|
| 1 | Teaching method is appropriate and effective. | 8.20 |
| 2 | Able to make you more objective. | 7.70 |
| 3 | Library facilities | 8.04 |
| 4 | Laboratory facilities | 8.34 |
| 5 | Computer/internet facility | 7.40 |
| 6 | Maintenance of general amenities | 7.09 |
| 7 | The office staff attend to matters related to a) Fees | 7.77 |
| | b) Examination work | 7.76 |
| | c) Scholarships | 7.25 |
| | d) General administration | 7.26 |

Exit Questionnaire for B.Sc.III students 2017-18


Students' overall Evaluation of the programme and Teaching

| Sr no | Aspect | % responses of options from students | | | |
|-------|--|--------------------------------------|------|------|------|
| | | a | b | c | d |
| 1. | The syllabus of each course was | 47.1 | 7.8 | 45.1 | -- |
| 2. | Was the course easy or difficult to understand? | 7.4 | 79.6 | 3.7 | 1.8 |
| 3. | How much of the syllabus was covered in the class? | 16 | 38 | 38 | 8 |
| 4. | To what extent were you able to get material for the prescribed readings? | 11.8 | 45.1 | 23.5 | 19.6 |
| 5. | What is your opinion about the library material and facilities for the course? | 34.6 | 48.1 | 11.5 | 5.8 |
| 6. | How well did the teacher prepare for the classes? | 26.9 | 59.6 | 7.7 | 5.8 |
| 7. | How well was the teacher able to communicate? | 66.7 | 27.5 | 3.9 | 1.9 |
| 8. | How far the teacher encourages student participation in class? | 45.3 | 26.4 | 5.7 | 22.6 |
| 9. | If yes, which of the following methods were used? | 41.8 | 38.2 | 14.5 | 5.5 |
| 10. | How helpful was the teacher in advising? | 60.8 | 31.4 | 5.9 | 2.0 |
| 11. | The teacher's approach can best be described as | 72.9 | 8.3 | 12.5 | 6.25 |
| 12. | Internal assessment was | 53.1 | 26.5 | 8.2 | 12.2 |
| 13. | What effect do you think the internal assessment will have on your course grade? | 67.3 | 11.5 | 11.5 | 9.6 |
| 14. | How often did the teacher provide feedback on your performance? | 13.0 | 64.8 | 14.8 | 7.4 |
| 15. | Were your assignment discussed with you? | 35.3 | 47.1 | 13.7 | 3.9 |
| 16. | Were you provided with a course contributory lecture too at the beginning? | 87.8 | 12.2 | | |
| 17. | If yes, was it helpful? | 85.7 | 14.3 | | |


Feedback on Curriculum

2017-18

| Sr no | Aspect | % responses of options from students | | | |
|-------|---|--------------------------------------|-------|-------|-------|
| | | a | b | c | d |
| 1 | The syllabus of each course was | 38.55 | 16.2 | 35.75 | 9.50 |
| 2 | Was the course easy or difficult to understand? | 15.60 | 55.38 | 17.74 | 11.29 |
| 3 | How much of the syllabus was covered in the class? | 32.07 | 28.26 | 22.83 | 16.85 |
| 4 | To what extent were you able to get material for the prescribed readings? | 40.98 | 44.26 | 1.64 | 13.11 |
| 5 | What effect do you think the internal assessment will have on your course grade? | 57.22 | 13.33 | 5.0 | 24.44 |
| 6 | If you have other comments to offer on the course and suggestions for teacher you may do so in the space given below. | No comments | | | |


Dr. M. J. Hedau
 Internal Quality Assurance Cell
 (IQAC)
 S. S. E. S. A. Science College
 Congress Nagar, Nagpur.




Dr. D. K. Burghate
 Principal
 S. S. E. S. A. Science College,
 Congress Nagar, Nagpur

S. S. E. S., AMT'S Science College, Congress Nagar, Nagpur.

Exit Questionnaire for B.Sc.III students
Students' overall Evaluation of the programme and Teaching

Group :

Your responses will be seen only after your course results have been finalized and recorded.
The information will be used only for the improvement of the course and teaching in future.

You need not disclose your name if you do not wish to.

You may tick more than one answer to a question to the extent they do not contradict each other.

1. The syllabus of each course was
 - a) adequate
 - b) inadequate
 - c) challenging
 - d) dull

2. Was the course easy or difficult to understand?
 - a) easy
 - b) manageable
 - c) difficult
 - d) very difficult

3. How much of the syllabus was covered in the class?
 - a) 85 to 100%
 - b) 70 to 85%
 - c) 55 to 70%
 - d) less than 55%

4. What is your opinion about the library material and facilities for the course?
 - a) more than adequate
 - b) adequate
 - c) inadequate
 - d) very poor

5. To what extent were you able to get material for the prescribed readings?
 - a) Easily
 - b) with some difficulty
 - c) not available at all
 - d) with great difficulty

6. How well did the teacher prepare for the classes?
 - a) thoroughly
 - b) satisfactorily
 - c) poorly
 - d) indifferently


7. How well was the teacher able to communicate?
 - a) Always effective
 - b) sometimes effective
 - c) Just satisfactorily
 - d) generally ineffective

8. How far the teacher encourages student participation in class?
 - a) mostly yes
 - b) sometimes
 - c) not at all
 - d) always


9. If yes, which of the following methods were used?
 - a) Encouraged to raise questions
 - b) get involved in discussion in class
 - c) encourage discussion outside class
 - d) did not encourage

10. How helpful was the teacher in advising?
 - a) very helpful
 - b) sometimes helpful
 - c) not at all helpful
 - d) did not advise

11. The teacher's approach can best be described as
a) always courteous b) sometimes rude
c) always indifferent d) cannot say
12. Internal assessment was
a) always fair b) sometimes unfair
c) usually unfair d) sometimes fair
13. What effect do you think the internal assessment will have on your course grade?
a) helps to improve b) discouraging
c) no special effect d) sometimes effective
14. How often did the teacher provide feedback on your performance?
a) Regularly/in time b) with helpful comment
c) often/late d) without any comments
15. Were your assignment discussed with you?
a) Yes, fully b) yes, partly
c) not discussed at all d) sometimes discussed
16. Were you provided with a course contributory lecture too at the beginning?
a) Yes b) no
If yes, was it helpful?
a) Yes b) no
17. If you have other comments to offer on the course and suggestions for teacher you may do so in the space given below or on a separate sheet.


Dr. M. J. Hedau
Internal Quality Assurance Cell
(IQAC)
S. S. E. S. A. Science College
Congress Nagar, Nagpur.




Dr. D. K. Burghate
Principal
SSESA's Science College,
Congress Nagar, Nagpur

S. S. E. S., AMT'S Science College, Congress Nagar, Nagpur.


Feedback on Curriculum

Semester:


Group:

You may tick more than one answer to a question to the extent they do not contradict each other.

1. The syllabus of each course was
 - a) Adequate
 - b) inadequate
 - c) Challenging
 - d) dull
2. Was the course easy or difficult to understand?
 - a) easy
 - b) manageable
 - c) difficult
 - d) very difficult
3. How much of the syllabus was covered in the class?
 - a) 85 to 100%
 - b) 70 to 85%
 - c) 55 to 70%
 - d) less than 55%
4. To what extent were you able to get material for the prescribed readings?
 - a) Easily
 - b) with some difficulty
 - c) not available at all
 - d) with great difficulty
5. What effect do you think the internal assessment will have on your course grade?
 - a) helps to improve
 - b) discouraging
 - c) no special effect
 - d) sometimes effective
6. If you have other comments to offer on the course and suggestions for teacher you may do so in the space given below.


Dr. M. J. Hedau
Internal Quality Assurance Cell
(IQAC)
S. S. E. S. A. Science College
Congress Nagar, Nagpur.




Dr. D. K. Burghate
Principal
SSEA's Science College,
Congress Nagar, Nagpur