




Shri Shivaji Education Society, Amravati's
SCIENCE COLLEGE
Congress Nagar, Nagpur-12 (M.S.), India



Accredited with CGPA of 3.51 at 'A+' grade by NAAC, Bangalore
A "College with Potential for Excellence" identified by UGC New Delhi.
Institutional Member of APQN
Recognized Centre for Higher Learning and Research
Mentor College under 'PARAMARSH Scheme', UGC, New Delhi

FEEDBACK REPORT

2018 - 2019

Feedback Cell

Aim: To achieve better position amongst all
Academic institutions.

Objective: To give better facilities to students enabling
them to enhance their overall performance.

Feedback Report (2018-2019)

Findings of feedback report session 2018-19

The college has the mechanism for analyzing student's feedback on institutional performance. Our college believes in imparting the highest quality of education and grooming the students to fit in the corporate world. In its never ending quest to continuously upgrade itself, our endeavor is to monitor the satisfaction level of students so that we can give better service to the future batches. In order to fulfill our endeavor we undertook surveys to carry out this study and observe areas where it can work to make our students more satisfied.

Approach and Methodology:

For the collection of data, structured questionnaires were used. These were distributed amongst the students for self-completion. The student was not required to write his or her name on the questionnaire. This helped in getting a high degree of honest and precise opinion from the students. Four questionnaires were prepared to get –

1. General feedback
2. Feedback on curriculum
3. Exit questionnaire for B.Sc. final year students.

The study highlights the overall satisfaction of students on


- Course curriculum
- Co-curricular activities
- Teaching methodology
- Faculty performance
- Evaluation methodology
- Infrastructure
- Overall opinion about the college

The views and the feedback of these stake holders were collected through structured questionnaires which have been modified time to time.


Feedback on teachers' performance is collected from a representative sample of 10 students for every teacher. The 7 key parameters of this structured questionnaire, which would help to arrive at overall satisfaction, were placed for assigning marks out of 10 marks by students. Average scores are the students' satisfaction scores. These scores are then converted on four point scale.

In feedback of curriculum and for exit questionnaire frequencies of various options are considered to draw inferences about the students' satisfaction on every parameter.

The report is then submitted to the honourable Principal along with IQAC coordinator of the college for further action every year. They take the corrective measures at their end to address the concern raised by the sample of the survey.


Dr. M. J. Hedau
Internal Quality Assurance Cell
(IQAC)
S. S. E. S. A. Science College
Congress Nagar, Nagpur.




Prof. M. P. Dhore
Principal
SSESA's Science College,
Congress Nagar, Nagpur

Students' feedback on Individual teachers' performance 2018-19

4 point scale is used to measure the quality level of each aspect.

3.50-4-Very Good (A) 2.50 -3.49 -Good (B)

1.50 -2.49 -Satisfactory (C) 1- 1.49 -Unsatisfactory (D)

Sr. No.	Name of the teacher	GPA	Sr. No.	Name of the teacher	GPA
01	Dr. S.S. Darokar	3.23	15	Dr.(Mrs) S.V. Ghonmode	3.04
02	Dr. S.W. Anwane	3.28	16	Dr.(Ms)S.S.Deshmukh	3.17
03	Ku. Y.K. Meshram	3.43	17	Dr.(Ms) S.G.Kadu	3.52
04	Shri. J.K. Gunjate	3.7	18	Shri. S.R. Pande	3.07
05	Dr. R.U. Khope	3.60	19	Shri. R.N. Jugele	2.90
06	Dr.(Mrs) R.A. Deshmukh	3.62	20	Dr. A.A.Haldar	3.39
07	Dr.(Mrs)R.D.Urkude	3.59	21	Dr. G.R. Avachar	2.62
08	Dr.(Mrs) P.D.Burghate	1.81	22	Dr.A.M.Pund	3.13
09	Dr. P.S.;Utale	3.67	23	Shri. D.W. Deshkar	3.64
10	Dr.(Mrs) P.S. Tiwari	3.32	24	Shri. M.J. Hedau	3.85
11	Shri. R.N. Deshmukh	2.24	25	Dr. Ghatole	3.68
12	Dr.(Mrs) S.D. Puranik	3.79	26	Dr. C.J. Chandekar	3.80
13	Dr.(Mrs) R.H.Mahakhode	3.10	27	Mrs. M.J. Madhugiri	3.06
14	Dr. A.D. Bobde	3.21	28	Mrs. M.A. Pande	3.67

Students' feedback on teachers' performance (2018-19)

4 point scale is used to measure the quality level of each aspect.

3.50-4-Very Good (A)

2.50 -3.49 -Good (B)

1.50 -2.49 -Satisfactory (C)

1- 1.49 -Unsatisfactory (D)

Sr. no.	Aspect	2018-19
1	You are inspired in subject matter	3.26
2	Curriculum coverage	3.14
3	Your doubts are properly answered.	3.26
4	You are able to understand lecture clearly.	3.30
5	You are able to contact the faculty outside the class	3.20
6	Subject material provided by the faculty is sufficient.	3.20
7	The student-teacher relation is cordial.	3.26
8	Overall rating	3.23

Shivaji Science College, Congress Nagar, Nagpur.

Feedback analysis (2018-19)

Feedback on facilities provided to students

(Measured on 10 point scale)

Sr. no	Parameter	2018-19
1	Teaching method is appropriate and effective.	7.61
2	Able to make you more objective.	6.97
3	Library facilities	7.77
4	Laboratory facilities	7.06
5	Computer/internet facility	3.61
6	Maintenance of general amenities	5.32
7	The office staff attend to matters related to a) Fees	7.19
	b) Examination work	6.65
	c) Scholarships	4.26
	d) General administration	5.22

Overall students' satisfaction index measured on the 10 point scale is 6.17

**Exit Questionnaire for B.Sc.III students.
2018-19**


Students' overall Evaluation of the programme and Teaching

Sr no	Aspect	Percentage responses of options from students			
		a	b	c	d
1.	What is your opinion about the library material and facilities for the course?	6.35	73.02	15.87	4.76
2.	How well did the teacher prepare for the classes?	15.87	71.43	3.17	9.52
3.	How well was the teacher able to communicate?	23.81	50.79	23.81	1.59
4.	How far the teacher encourages student participation in class?	4.92	36.51	3.17	11.11
5.	If your opinion is any one of the options a,b or d, which of the following methods were used?	46.03	39.68	6.35	7.94
6.	How helpful was the teacher in advising?	39.68	55.56	3.17	1.59
7.	The teacher's approach can best be described as	38.1	23.81	17.46	20.63
8.	Internal assessment was	19.05	50.79	23.81	6.35
9.	How often did the teacher provide feedback on your performance?	20.63	39.68	17.46	22.22
10.	Were your assignment discussed with you?	20.63	33.33	34.92	11.11
11.	Were you provided with a course contributory lecture too at the beginning?	63.49	36.51		
12.	If yes, was it helpful?	77.5	22.5		


Feedback on Curriculum

2018-19

Sr no	Aspect	% responses of options from students			
		a	b	c	d
1	The syllabus of each course was	64.7	7.4	25	2.9
2	Was the course easy or difficult to understand?	1.5	88.26	7.35	2.9
3	How much of the syllabus was covered in the class?	25	32.25	36.76	5.88
4	To what extent were you able to get material for the prescribed readings?	29.41	58.82	1.47	1.03
5	What effect do you think the internal assessment will have on your course grade?	3.38	7.35	2.79	3.09
6	If you have other comments to offer on the course and suggestions for teacher you may do so in the space given below.	No comments			


Dr. M. J. Hedau
 Internal Quality Assurance Cell
 (IQAC)
 S. S. E. S. A. Science College
 Congress Nagar, Nagpur.




Prof. M. P. Dhore
 Principal
 S.S.E.S.A.'s Science College,
 Congress Nagar, Nagpur